




# OptionsWest Trading Service



Monthly subscription service



allows you to follow the details of the EquiFund and much more...

1		<p>The OptionsWest Trading Service allows you to follow along with all the trades and details of the OptionsWest equiFund. This allows you to observe all the steps as they occur in the approach that has been so consistently successful in achieving a better than 50% average annual return.</p>
2		<p>The OptionsWest Trading Service also includes access to our successful Volatility Squeeze stock trading approach. Well defined volatility squeezes are a proven strategy to consistently successful trades. Follow along with our reports and volatility squeeze opportunities.</p>
3		<p>The OptionsWest Trading Service also includes access to our momentum stock trade selections. These are stocks that are working; stocks that are being accumulated by large institutional buyers. These buyers move the market and their picks are strong investment vehicles.</p>
4	OptionsWest / <b>Daily Rocket</b>	<p>The Trading Service also includes our Daily Rocket Alerts. These email alerts share trading ideas we find as the opportunity arises.</p>
5	<b>The Sweet List</b>	<p>This list is published weekly and shares the stocks we are looking to trade.</p>



Monthly membership includes access to (12) detailed reports and support tools.

1 The first four tools support following and learning the technique that is utilized to trade the EquiFund.

	<b>Email Trade Alerts for EquiFund</b>	<p>These timely daily email alerts follow every step we make and report every management move for each trade in the EquiFund. Alerts are sent within 5-10 minutes of a position move.</p>
	<b>Daily Covered Call Listing Sheet</b>	<p>This daily sheet lists the possible trades that are available each day and is the basic list we use in selecting new monthly positions for the equiFund.</p>

	<b>EquiFund Detailed Trade Log</b>	This detailed log chronicles every decision and step taken in all management moves for trades in the EquiFund. This log is updated within 20 minutes of each move, including initial purchase.
	<b>OptionsWest Oscillator Graphic</b>	This graph shows the over-bought or over-sold condition of the general market. It is a very helpful gage on what level of risk to take in placing trades within the scope of an account.

**2** *The next two tools support our Volatility-Squeeze stock trading strategy.*

	<b>Weekly Volatility Squeeze Report</b>	This weekly report lists all the Volatility Squeezes that we are watching. V-Squeeze trades are a consistently successful market trading strategy and we use this list to place active trades.
	<b>V-Squeezes that are Working</b>	This report shows Volatility Squeezes that are working well and that we are trading in our own accounts. We also provide details of our entry and exit decisions with these squeeze positions.

**3** *The following four tools support our Momentum stock investment selections..*

	<b>Weekly Market Report</b>	This weekly report is an overall view of the market demographics and sentiment. It also shares our thoughts on where we think the market is headed in the short term and why.
	<b>Chart of the Week</b>	We choose a single chart each week that represents a stock that is working well. This is a stock that is obviously under accumulation by the institutions and is an investment opportunity.
	<b>Sectors the are Working</b>	Institutional money moves from sector to sector as market forces dictate. Following the money is a good way to have consistently profitable trades. This weekly report lists sectors that are working.
	<b>Charts that are Working</b>	This weekly report lists stocks that have charts that are technically in a sweet spot. Technical traders love a good looking chart, they know it will make them money. We trade from these reports.



*All (12) reports and tools are available as a monthly subscription. The information is available 24/7 in the members area of the website with your login and password. Members who have taken the Weekend Course or the California eight-class course receive 12 months of the Trading Service as part of their tuition as well as admission to our monthly SuperSession trader forum meetings.*



## Credit Card on file SUPER DISCOUNT !

Monthly Total .... **\$69.00/month**

*The standard price for this service is \$100.00 per month with a discount available for those who keep a current credit card on file. The first month is considered a FREE trial and you may of course cancel at anytime.*

The first 30 days after sign-up are a **FREE** trial...  
you may cancel the service at any time.

## Members Area Website

 **equiFund Trade Detail** 

---

Sectors that are Working	2013 <i>equiFund</i> Totals	Stock / Sector Sheet
Chart of the Week	Weekly Market Report	OptionsWest Indicator
Volatility Squeezes	Charts that are Working	V-Squeeze Trades

---

### Daily Covered Call Lists

Current Option Month List <b>April 2013</b>	Next Month List <b>May 2013</b>
ETF Covered Calls	

## *Details of Members Information*

<b>equiFund Trade Detail</b>	<p>The equiFund trade detail allows you to check the status of the current equiFund trades 24/7 and shows you every step taken in managing these trades. The equiFund is traded utilizing OptionsWest style covered call trades as taught in our classroom course and weekend seminars. This log is updated within 20 minutes of each move, including initial position purchase.</p>
------------------------------	--

Sectors that are Working	This graphic is updated weekly and clearly shows the market industry sectors that are working and the sectors that are not working. We always want to be invested in stocks that are in favor with the large funds and not invested in sectors that are presently out of favor.
2013 <i>equiFund</i> Totals	.This report shows the over-all month to month status of the equiFund for the current year, both graphically and a month by month listing of all the specific trades. Each trade is listed with its % return and specific outcome.
Stock / Sector Sheet	This is a comprehensive listing and breakdown of about 400 stocks by Sector and/or industry. These are the stocks that most of the big funds trade and are a good list to use for investing in a specific sector.
Chart of the Week	This is a chart that we have selected for the week that is obviously working and under accumulation by the large money funds.Stocks move up when these funds are buying.
Weekly Market Report	This is a short report on our take and picture of the market in the short term and where it is headed. Our view is 50% technical and 50% news and economics driven, we usually expect the expected.
OptionsWest Indicator	This graph shows the general over-bought or over-sold condition of the general market. It is really only significant at extremes, but it does show us when a market is strong or weak and helps us manage our risk level.
Volatility Squeezes	This report is our bread and butter, when it comes to straight stock trades. Volatility squeezes are money in the bank when read correctly. This report is produced weekly.
Charts that are Working	This is a comprehensive report of stocks and charts that are working well. The stocks are broken down by sector and give a clear picture of stocks that are working. We trade from this report.
V-Squeeze Trades	This on-line log is a picture of the stocks we are trading in a Volatility Squeeze account. It shows the daily trade management of this account and the outcome of each trade. You are also notified of "new" trades placed in this account as we send out email alerts of these new positions.
Current Option Month List	This daily report lists possible OptionsWest style covered call trades for the current active options month. We use this report to select trades for the equiFund. Good trades must pass our risk management parameters and meet our minimum requirements.
Next Month List	This daily report, when available, lists possible OptionsWest style covered call trades for the next options month.
ETF Covered Calls	This report, when available, lists ETF covered call trades that may make good covered call trades. Proper due diligence is required to determine the validity and safety of a each trade.

## OptionsWest Covered Call Calculator

Covered Call Calculator								
Starting Shares	Original Stock Price	Strike	ITM%	Premium	Option Expiration Date	Days To Exp	Monthly	Trade View
1,000	24.12	22.00	9%	2.80	January 21, 2011	31	31	Annual
Investment	24,120.00	Breakeven	%	Called Out Return	647.00	3.03%	2.98%	35.73%
Premium	2,800.00	21.32	11%	NOT Called Return	2,767.00	11.47%	Delta Out	d▲ Spread
Net Cash	21,320.00	Commissions		33.00	Initial Call Contracts	10	22.00	21.32

The OptionsWest Covered Call Calculator is an incredible tool for making good risk management decisions when selecting OptionsWest style covered call trades. It is a Microsoft Excel based program that allows a trader to quickly and easily determine the validity and risk profile of a trade. It also allows you to place the trade as a spread order for easy and controlled entry into a position.

The OptionsWest Covered Call Calculator basic version is included with your e-Advantage Membership.

## OptionsWest Investor Compound Calculator

The OptionsWest Investment Calculator is a compound calculator built with investors in mind. It is a great tool to build your trading plan and set investment goals. It allows you to see how your money can grow at different monthly return rates and includes a calculation for taxes as well.

The OptionsWest Covered Call Calculator basic version is included with your Trading Service Membership.

OptionsWest.com Investment Calculator	
Investment Date	October 15, 2011
Original Investment Amount	\$50,000
Profit % per Month	3.0%
Number of Years	5.0
Number of Months	60
Additional Monthly Deposits	\$0
Future Value of Investment	\$294,580
Annual Tax Rate	15%
Total After Tax Funds	\$233,797
Profit % and Amount	367.6% \$183,797
Ending Date	October 15, 2016



# OptionsWest Trading Service

## Member login

### Member's Website:

Accessible from the [www.optionswest.com](http://www.optionswest.com) homepage.

Click on the "Member Login", button.

### Member's Area Website:

**Login:** ( for members only )

**Password:** ( for members only )

*\* This login information is for OptionsWest members only.*



The password changes periodically. You will be sent any updated passwords via your delivery email address.

If you have any questions, feel free to contact **OptionsWest** at 949.690.9000 or email us at [info@optionswest.com](mailto:info@optionswest.com).